





Movement by Perfection



The Royal League in ventilation, control and drive technology

## ZAdyn4C

Frequency inverter for elevators

# ZAdyn4C – The Solution for switch cabinet and wall installation

## Description

- Wall installation in machine room or elevator shaft
- Mounting in the switch cabinet
- Line reactor & radio interference filter integrated
- Space-saving installation due to compact design
- Operation of synchronous motors (ZAdyn4CS) and asynchronous motors (ZAdyn4CA)
- Open-Loop-Operation of asynchronous motors
- Standby-function
- 4-line display with plain text display
- Minimal noise generation and low energy consumption through controlled ventilation
- Automatic travel curve pre-assignment
- Switching frequency: 4...16 kHz (automatic adaptation)
- Protection class: IP20

## Operation without contactors

- STO (Safe Torque Off) according to IEC 61800-5-2 (SIL 3) or EN ISO 13849 Category 3, Performance Level e with protection class IP20
- Safety requirements according to EN 81-20 are met

## Interfaces

### Controller

- Programmable inputs and outputs
- 5 x relay outputs (potential-free)
- 12 x digital inputs (24 VDC)
- DCP
- CANopen-Lift
- All interfaces galvanic isolated


### Encoder

- Incremental encoder
- HTL / TTL / Sinus
- Absolute encoder
- EnDat / SSI / ERN 1387 / Codeface / Hyperface
- Encoder simulation for controller

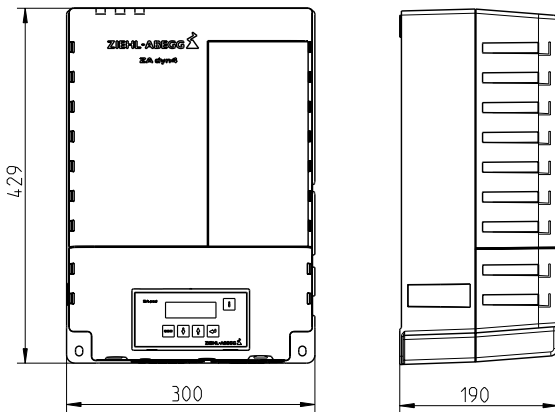
### Monitoring

- Temperature monitor brake resistor
- Temperature monitor motor (insulated input with electrically protective separation according to EN 61800-5-2)
- Motor contactor monitor (with optional use of motor contactors)
- Brake release monitoring

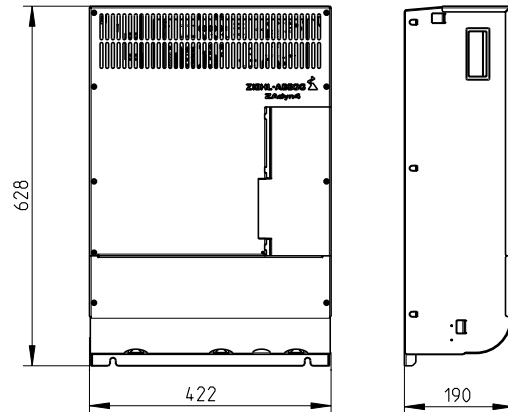
The ZAdyn4C comes factory equipped with all interfaces



### Dimensions ZAdyn4C 011-032



### Dimensions ZAdyn4C 040-074



### Equipment

- MMC / SD-Card interface for data backup and exchange
- USB interface for ZAmon software (via ZApad)

### Options

- External operating terminal ZApad; 4-line display with plain text display
- Brake control Brake Module BM 4 and Silent Brake Module SBM 4
- ZAmon-Software

### Evacuation mode

#### Supply during power failure through:

- Evacuation unit EVAC 3C
- Uninterruptible power supply (UPS)

### Electromagnetic compatibility

Compliance with EN 12015 and EN12016 through integration of line reactor and radio interference filter in the ZAdyn4C

### Technical data

Type	Article no.	Motor type	Mains voltage [VAC]	Motor power [kW]	Rated current [A]	Max. operating current [A]	Duty cycle at nominal current [%]	Weight [kg]
4CA 011	352194	Asynchronous	3~ 180...400, 50/60 Hz	4.6	11.0	20.0	60	11.6
4CS 011	352201	Synchronous		11.8				
4CA 013	352195	Asynchronous		5.5	13.0	24.0		12.1
4CS 013	352202	Synchronous		12.3				
4CA 017	352196	Asynchronous		7.5	17.0	31.0		12.7
4CS 017	352203	Synchronous		12.9				
4CA 023	352197	Asynchronous		11.0	23.0	42.0		13.9
4CS 023	352204	Synchronous		14.1				
4CA 032	352198	Asynchronous		14.0	32.0	58.0		16.2
4CS 032	352205	Synchronous		16.4				
4CA 040	352216	Asynchronous		19.0	40.0	72.0		31.2
4CS 040	352206	Synchronous		31.4				
4CA 050	352217	Asynchronous		24.0	50.0	90.0		32.2
4CS 050	352207	Synchronous		32.4				
4CA 062	352218	Asynchronous		30.0	62.0	112.0		35.7
4CS 062	352208	Synchronous		35.9				
4CA 074	352219	Asynchronous		37.0	74.0	134.0		36.5
4CS 074	352209	Synchronous		36.7				

# The Royal League

