

ZApad

Operating terminal

Compliance with the following instructions is mandatory to ensure the functionality and safety of the product. If the following instructions given especially but not limited for general safety, transport, storage, mounting, operating conditions, start-up, maintenance, repair, cleaning and disposal / recycling are not observed, the product may not operate safely and may cause a hazard to the life and limb of users and third parties.

Deviations from the following requirements may therefore lead both to the loss of the statutory material defect liability rights and to the liability of the buyer for the product that has become unsafe due to the deviation from the specifications.

General description

Operation terminal for operating the following products:

- ZAdyn4C
- ZAdynpro 040-074
- ZAdyn4B
- ZAreC4C
- EVAC 3
- ZETADYN 3

With using a longer connection cable (see accessories) the remote control of the connected device is possible.

Intended use

The equipment is to be used solely for the purposes specified in the description. Other uses which do not coincide with, or which exceed those specifications will be deemed unauthorised. Damages resulting from such unauthorised uses will not be the liability of the manufacturer. The user will assume sole liability.

Scope of delivery

1x ZApad control terminal
1x CAT5 network cable 0,50 m
3x magnetic strips

Disposal/recycling

Disposal must be carried out professionally and in an environmentally friendly way in accordance with the respective national legal stipulations.



- ▷ Separate the materials by type and in an environmentally-friendly way.
- ▷ If necessary, commission a specialist company with the waste disposal.



WEEE marking

Disposal of waste electrical and electronic equipment (applicable in the European Union)

Equipment affected by this is indicated by the corresponding symbol.

You can find further information on this on our website under the following link:

www.ziehl-abegg.com/weee

Connection

The connection has to be effected on the RJ45-female plug of the ZApad and the device to be operated.

Connection

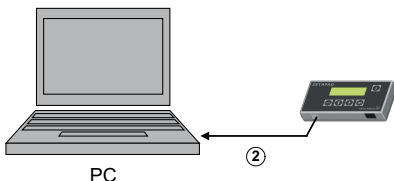
- CAT5 network cable, 8-wires (see Fig.1)
- both sides RJ-45 plug, 8-pole
- maximum line length: 50 m
- cross section: \geq AWG 26

Connection to Notebook / PC (only ZETADYN / ZAdyn)

The ZApad is equipped with an electrically insulated USB-interface type B, compatible to USB 2.0 and USB 1.1

Connection cable (not included in the scope of delivery)

- standard USB 2.0 cable
- plug-type A to plug-type B
- maximum line length: 5 m



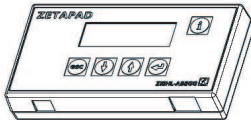
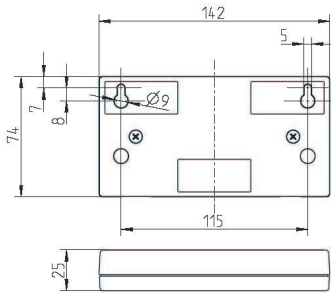
2 USB-cable

System requirements for ZApad / ZAmon

Operating system: Windows 10, Windows 11
Interface: USB 2.0

Mounting / Fastening






ZAdyn4C 040-074 ZAdynpro 040-074 ZETADYN 3 EVAC 3 ZArec4C ZAdyn4B	Stick the delivered magnetic strips on the backside of the ZApad. Fix the ZApad on the front or on other magnetisable surfaces.
ZAdyn4C 011-032	Insert the ZApad into the recess on the lid and press it.
Optional	Hang up the ZApad with the two keyholes on the back side.



Dimensions ZApad

Controls

The operation of the terminal is effected by five push-buttons:

	<ul style="list-style-type: none"> • back to menu selection • Back to parameter selection • Negation of yes-no queries 		<ul style="list-style-type: none"> • Menu selection • Parameter selection • Reducing parameter values
	<ul style="list-style-type: none"> • Confirming menu selection • Confirming parameter values • Confirming parameter values • Affirmation of yes-no queries 		<ul style="list-style-type: none"> • Display of current operational states
	<ul style="list-style-type: none"> • Menu selection • Parameter selection • Increasing parameter values 		



A detailed description of the operation as well as the menu navigation is situated in the operating manual of the device to be operated.

Article-Numbers / Accessories

Type	Part-No.
ZApad	357256

Declarations of conformity

The declarations of conformity are available at the internet address "www.ziehl-abegg.com" and via the QR codes below.

CE Declaration of Conformity	UK Declaration of Conformity
	

Manufacturer / Service

If you have any questions about how to use our products or if you are planning special applications, please contact:

ZIEHL-ABEGG SE
 Heinz-Ziehl-Straße
 D-74653 Künzelsau
 Tel.: +49 (0) 7940 16-0

Fax: +49 (0) 7940 16-249
drives@ziehl-abegg.de
<http://www.ziehl-abegg.com>